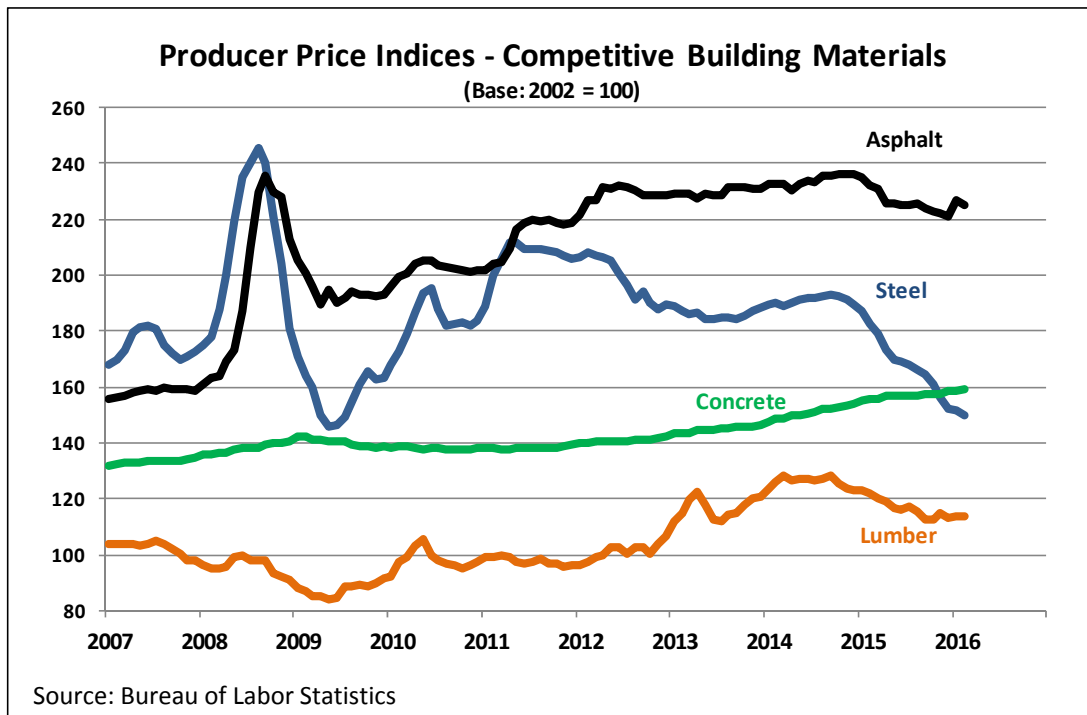


MARKET INTELLIGENCE

Ed Sullivan > Chief Economist and Group VP > esullivan@cement.org > (847) 972-9006
 Joe Chiappe > Sr. Market Intelligence Analyst > jchiappe@cement.org > (847) 972-9310

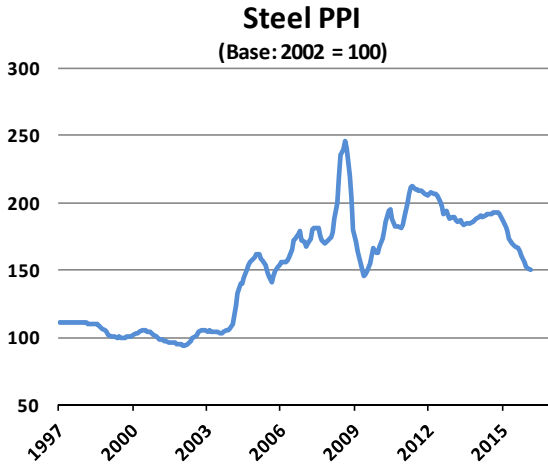
Competitive Materials Report Update: March 2016



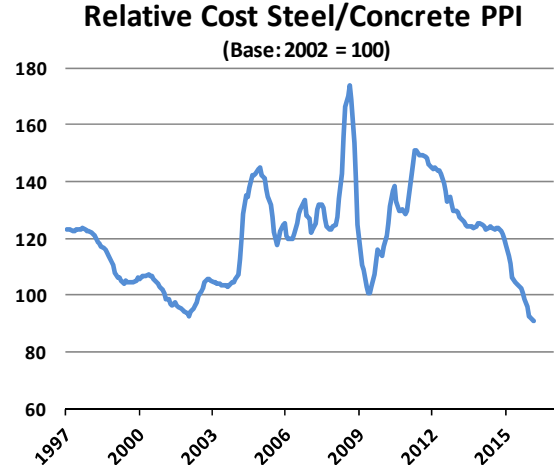
	Annual			Monthly					
	2013	2014	2015	Sep-15	Oct-15	Nov-15(p)	Dec-15(p)	Jan-16(p)	Feb-16(p)
Steel Mill Products	186.0	190.9	168.9	164.2	160.9	156.1	151.9	151.4	149.9
% Change Year Ago	-6.3%	2.7%	-11.6%	-14.9%	-16.3%	-18.4%	-19.8%	-19.2%	-17.7%
% Change Month Ago				-1.3%	-2.0%	-3.0%	-2.7%	-0.3%	-1.0%
Lumber	116.5	126.0	116.9	112.4	112.7	114.7	113.4	113.9	113.6
% Change Year Ago	15.2%	8.1%	-7.2%	-12.3%	-10.1%	-7.3%	-7.9%	-7.5%	-6.8%
% Change Month Ago				-2.4%	0.3%	1.8%	-1.2%	0.4%	-0.3%
Concrete Products	144.8	150.8	156.8	157.3	157.6	157.6	158.3	158.8	159.3
% Change Year Ago	2.8%	4.2%	3.9%	3.2%	3.2%	2.8%	3.0%	2.5%	2.5%
% Change Month Ago				0.2%	0.2%	0.0%	0.5%	0.3%	0.3%
Asphalt	229.7	233.8	226.2	224.0	222.9	222.1	220.8	226.6	224.7
% Change Year Ago	0.4%	1.8%	-3.3%	-4.8%	-5.5%	-5.9%	-6.5%	-3.5%	-3.2%
% Change Month Ago				-0.7%	-0.5%	-0.3%	-0.6%	2.6%	-0.8%

(p) = Preliminary data
 Base Year: 2002 = 100

Relative Steel Price

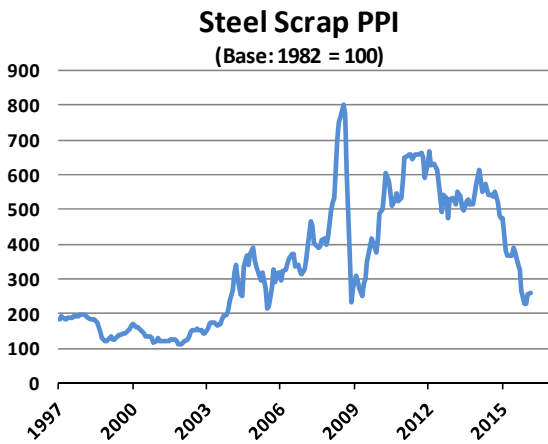


Source: Bureau of Labor Statistics

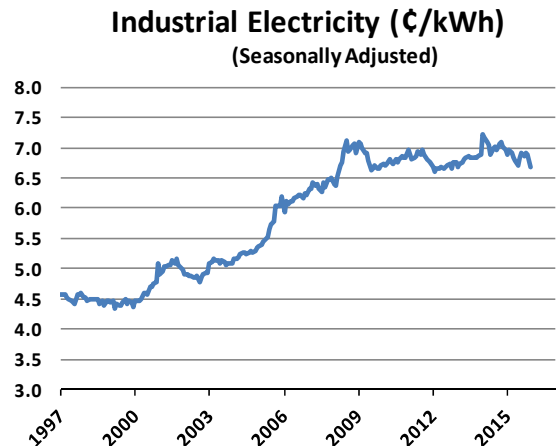


Source: Bureau of Labor Statistics

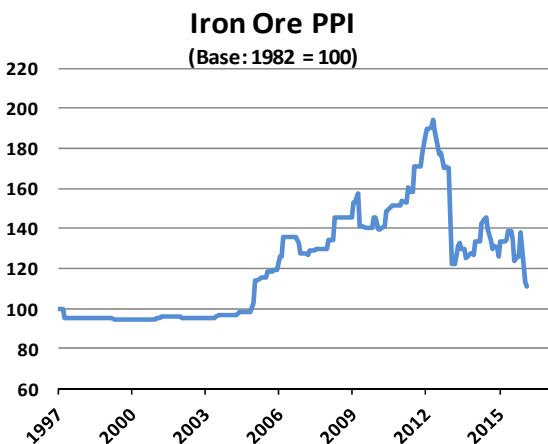
Steel Industry PPI & Cost Indicators



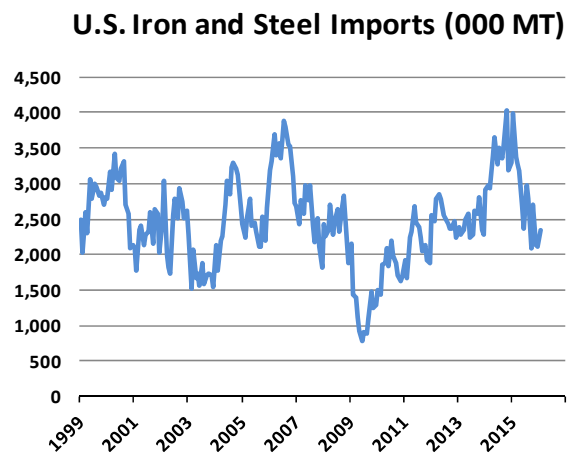
Source: U.S. Bureau of Labor Statistics



Source: U.S. Energy Information Administration

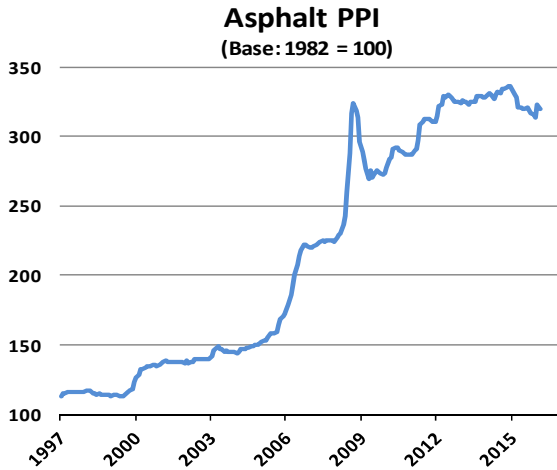


Source: U.S. Bureau of Labor Statistics

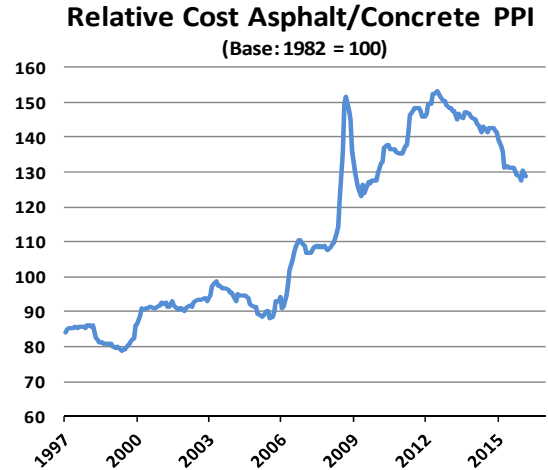


Source: U.S. Census Bureau

Relative Asphalt Price

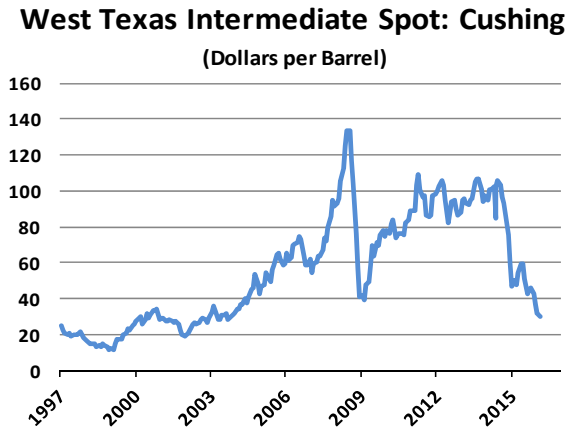


Source: U.S. Bureau of Labor Statistics

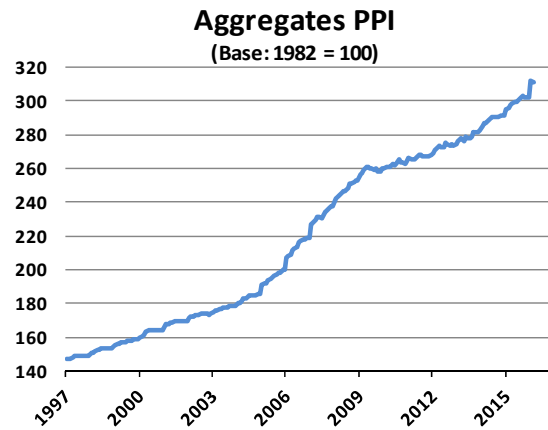


Source: Bureau of Labor Statistics

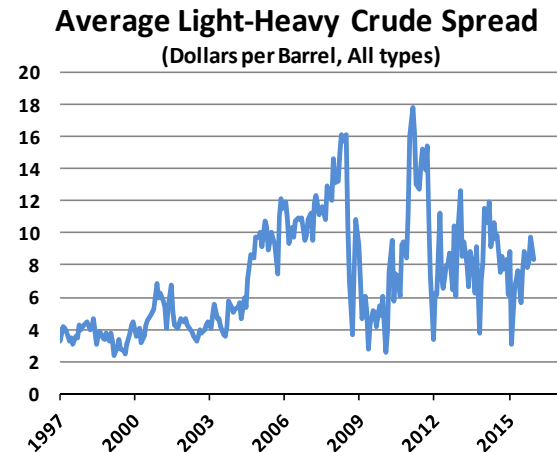
Asphalt Industry PPI & Cost Indicators



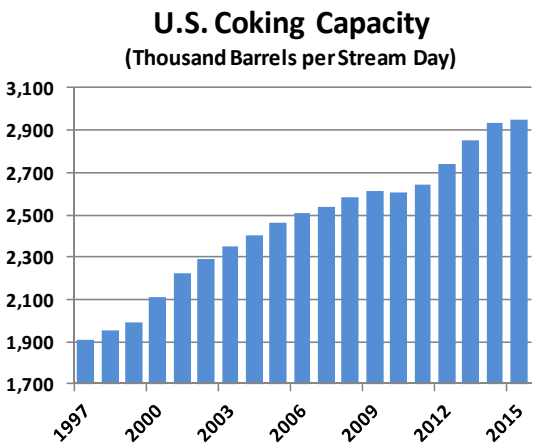
Source: U.S. Energy Information Administration



Source: U.S. Bureau of Labor Statistics

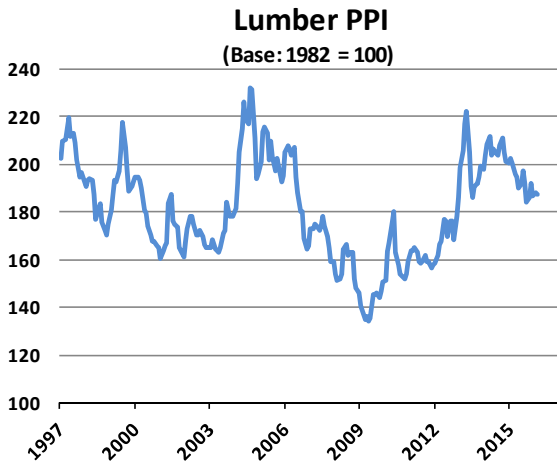


Source: Energy Information Administration

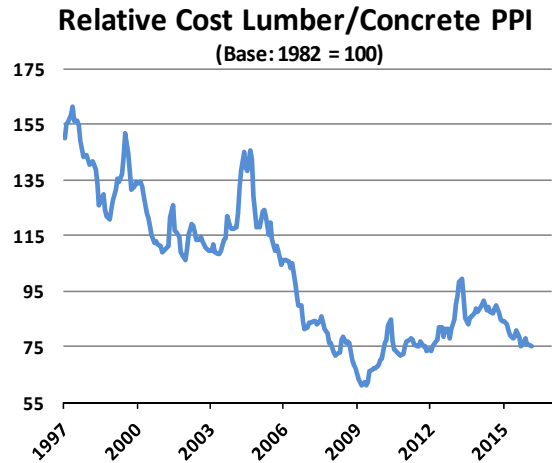


Source: Energy Information Administration

Relative Lumber Price

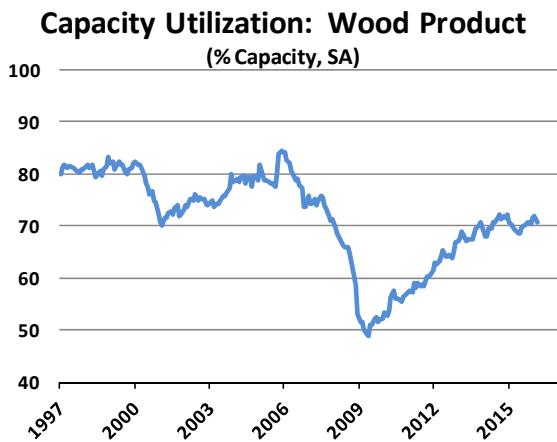


Source: U.S. Bureau of Labor Statistics

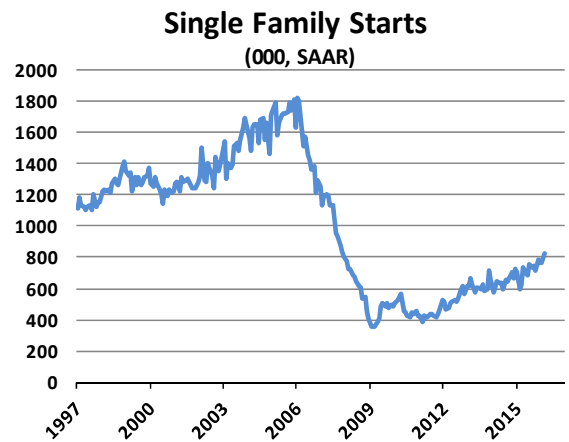


Source: U.S. Bureau of Labor Statistics

Lumber Industry PPI & Cost Indicators

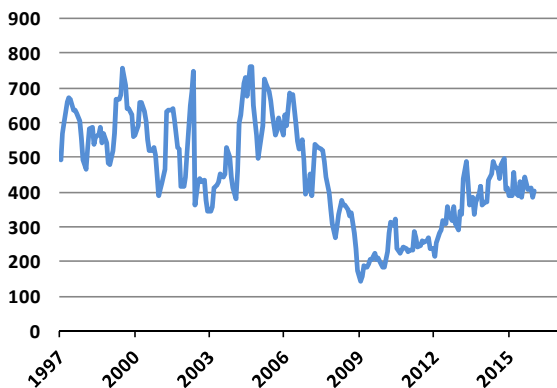


Source: U.S. Board of Governors of the Federal Reserve System



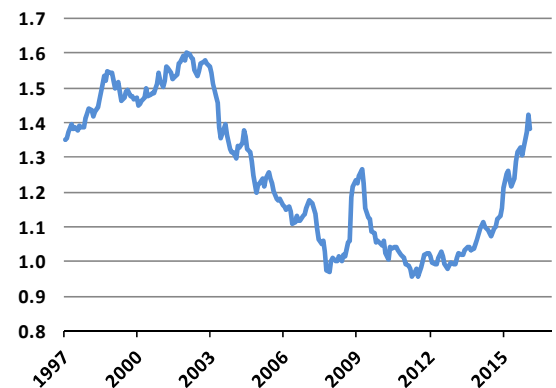
Source: U.S. Census Bureau

U.S. Lumber Imports from Canada (Mil. \$)



Source: USITC.gov

Exchange Rate (Can \$/U.S. \$)



Source: U.S. Board of Governors of the Federal Reserve System: Exchange Rates - G.5 (405)